

Sucrose/D-Glucose

UV method

for the determination of sucrose and D-glucose in foodstuffs and other materials

Cat. No. 10 139 041 035

Test-Combination for 22 determinations each

BOEHRINGER MANNHEIM / R-BIOPHARM
Enzymatic BioAnalysis / Food Analysis

For use in *in vitro* only

Store at 2-8°C

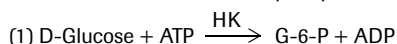
For recommendations for methods and standardized procedures see references (A 2, B 2, C 2, D 2)

Principle (Ref. A 1)

The D-glucose concentration is determined before and after enzymatic hydrolysis.

Determination of D-Glucose before inversion:

At pH 7.6, the enzyme hexokinase (HK) catalyzes the phosphorylation of D-glucose by adenosine-5'-triphosphate (ATP) with the simultaneous formation of adenosine-5'-diphosphate (ADP) (1).



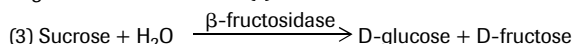
In the presence of glucose-6-phosphate dehydrogenase (G6P-DH), the D-glucose-6-phosphate (G6P) formed is specifically oxidized by nicotinamide-adenine dinucleotide phosphate (NADP) to D-gluconate-6-phosphate with the formation of reduced nicotinamide-adenine dinucleotide phosphate (NADPH) (2).



The NADPH formed in this reaction is stoichiometric to the amount of D-glucose and is measured by means of its light absorbance at 334, 340 or 365 nm.

Enzymatic inversion:

At pH 4.6, sucrose is hydrolyzed by the enzyme β -fructosidase (invertase) to D-glucose and D-fructose (3).



The determination of D-glucose after inversion (total D-glucose) is carried out simultaneously according to the principle outlined above. The sucrose content is calculated from the difference of the D-glucose concentrations before and after enzymatic inversion.

The Test-Combination contains

- Bottle 1 with approx. 7.2 g powder mixture, consisting of: triethanolamine buffer, pH approx. 7.6; NADP, approx. 110 mg; ATP, approx. 260 mg; magnesium sulfate
- Bottle 2 with approx. 1.1 ml enzyme suspension, consisting of: hexokinase, approx. 320 U; glucose-6-phosphate dehydrogenase, approx. 160 U
- Bottle 3 with approx. 0.5 g of lyophilizate, consisting of: citrate buffer, pH approx. 4.6; β -fructosidase, approx. 720 U
- Bottle 4 with sucrose assay control material for assay control purposes (measurement of the assay control material is not necessary for calculating the results.) Expiry date: see pack label
- Bottle 5 with D-glucose assay control solution for assay control purposes (measurement of the assay control solution is not necessary for calculating the results.) The assay control solution does not contain sucrose because of its insufficient stability in aqueous solutions. Use the assay control solution undiluted. (Expiry date: see pack label)

Preparation of solutions

- Dissolve contents of bottle 1 with 45 ml redist. water.
- Use contents of bottle 2 undiluted.
- Dissolve contents of bottle 3 with 10 ml redist. water.

Stability of reagents

The contents of bottles 1, 2 and 3 are stable at 2-8°C (see pack label).

Solution 1 is stable for 4 weeks at 2-8°C, or for 2 months at -15 to -25°C. Bring solution 1 to 20-25°C before use.

Solution 3 is stable for 4 weeks at 2-8°C, or for 2 months at -15 to -25°C. Bring solution 3 to 20-25°C before use.

Procedure

Wavelength ¹ :	340 nm, Hg 365 nm or Hg 334 nm
Glass cuvette ² :	1.00 cm light path
Temperature:	20-25°C
Final volume:	3.020 ml
Read against air	(without a cuvette in the light path) or against water
Sample solution:	4-150 μg of sucrose + D-glucose/assay ³ (in 0.100-1.800 resp. 2.000 ml sample volume)

Pipette into cuvettes	Blank sucrose sample	Sucrose sample	Blank D-glucose sample	D-glucose sample
solution 3* sample solution**	0.200 ml -	0.200 ml 0.100 ml	- -	- 0.100 ml
Mix*, incubate for 15 min at 20-25°C or for 5 min at 37°C, respectively (before pipetting, warm up solution 3 to 37°C). Add:				
solution 1 redist. water	1.000 ml 1.800 ml	1.000 ml 1.700 ml	1.000 ml 2.000 ml	1.000 ml 1.900 ml
Mix***, read absorbances of the solutions after approx. 3 min (A ₁). Start reaction by addition of:				
suspension 2	0.020 ml	0.020 ml	0.020 ml	0.020 ml
Mix***, wait for completion of the reaction (approx. 10-15 min) and read absorbances of the solutions (A ₂). If the reaction has not stopped after 15 min, continue to read the absorbances at 2 min intervals until the absorbance increases constantly over 2 min.				

* Pipette solution 3 and sample solution each, onto the bottom of the cuvette and mix by gentle swirling. When using a plastic spatula, remove it from the cuvette only directly before measuring absorbance A₁.

** Rinse the enzyme pipette or the pipette tip of the piston pipette with sample solution before dispensing the sample solution.

*** For example, with a plastic spatula or by gentle swirling after closing the cuvette with Parafilm (trademark of the American Can Company, Greenwich, Ct., USA)

If the absorbance at A₂ increases constantly, extrapolate the absorbances A₂ to the time of the addition of suspension 2 (HK/G6P-DH).

Determine the absorbance differences (A₂-A₁) for both, blanks and samples. Subtract the absorbance difference of the blank from the absorbance difference of the corresponding sample.

$$\Delta A = (A_2 - A_1)_{\text{sample}} - (A_2 - A_1)_{\text{blank}}$$

The difference between $\Delta A_{\text{total D-glucose}}$ (from the sucrose sample) and $\Delta A_{\text{D-glucose}}$ (from the D-glucose sample) yields $\Delta A_{\text{sucrose}}$.

The measured absorbance differences should, as a rule, be at least 0.100 absorbance units to achieve sufficiently precise results (see "Instructions for performance of assay" and "Sensitivity and detection limit", pt.4).

Calculation

According to the general equation for calculating the concentrations:

$$c = \frac{V \times MW}{\epsilon \times d \times v \times 1000} \times \Delta A \text{ [g/l]}$$

V = final volume [ml]

v = sample volume [ml]

MW = molecular weight of the substance to be assayed [g/mol]

d = light path [cm]

ϵ = extinction coefficient of NADPH at

$$340 \text{ nm} = 6.3 \text{ [l} \times \text{mmol}^{-1} \times \text{cm}^{-1}\text{]}$$

$$\text{Hg } 365 \text{ nm} = 3.5 \text{ [l} \times \text{mmol}^{-1} \times \text{cm}^{-1}\text{]}$$

$$\text{Hg } 334 \text{ nm} = 6.18 \text{ [l} \times \text{mmol}^{-1} \times \text{cm}^{-1}\text{]}$$

It follows for sucrose:

$$c = \frac{3.020 \times 342.3}{\epsilon \times 1.00 \times 0.100 \times 1000} \times \Delta A_{\text{sucrose}} = \frac{10.34}{\epsilon} \times \Delta A_{\text{sucrose}} \text{ [g sucrose/l sample solution]}$$

for D-glucose:

$$c = \frac{3.020 \times 180.16}{\epsilon \times 1.00 \times 0.100 \times 1000} \times \Delta A_{\text{D-glucose}} = \frac{5.441}{\epsilon} \times \Delta A_{\text{D-glucose}} \text{ [g D-glucose/l sample solution]}$$

If the sample has been diluted during preparation, the result must be multiplied by the dilution factor F.

- The absorption maximum of NADPH is at 340 nm. On spectrophotometers, measurements are taken at the absorption maximum; if spectralline photometers equipped with a mercury vapor lamp are used, measurements are taken at a wavelength of 365 nm or 334 nm.
- If desired, disposable cuvettes may be used instead of glass cuvettes.
- See instructions for performance of assay
- Available from Roche Applied Science

When analyzing solid and semi-solid samples which are weighed out for sample preparation, the result is to be calculated from the amount weighed:

$$\text{Content}_{\text{sucrose}} = \frac{c_{\text{sucrose}} [\text{g/l sample solution}]}{\text{weight}_{\text{sample}} \text{ in g/l sample solution}} \times 100 [\text{g/100 g}]$$

$$\text{Content}_{\text{D-glucose}} = \frac{c_{\text{D-glucose}} [\text{g/l sample solution}]}{\text{weight}_{\text{sample}} \text{ in g/l sample solution}} \times 100 [\text{g/100 g}]$$

1. Instructions for performance of assay

The amount of sucrose + D-glucose present in the assay has to be between 8 µg and 150 µg (measurement at 365 nm) or 4 µg and 80 µg (measurement at 340, 334 nm), respectively. In order to get a sufficient absorbance difference, the sample solution is diluted to yield a sucrose + D-glucose concentration between 0.10 and 1.5 g/l or 0.05 and 0.8 g/l, respectively.

Dilution table

Estimated amount of sucrose +D-glucose per liter measurement at		Dilution with water	Dilution factor F
340 or 334 nm	365 nm		
< 0.8 g	< 1.5 g	-	1
0.8-8.0 g	1.5-15.0 g	1 + 9	10
8.0-80 g	15.0-150 g	1 + 99	100
> 80 g	> 150 g	1 + 999	1000

If the measured absorbance difference (ΔA) is too low (e.g. < 0.100), the sample solution should be prepared again (weigh out more sample or dilute less strongly) or the sample volume to be pipetted into the cuvette can be increased up to 2.000 ml (D-glucose sample) or up to 1.800 ml (sucrose sample). The volume of water added must then be reduced so as to obtain the same final volume in the assays for sample and blank. The new sample volume v must be taken into account in the calculation.

If the estimated amount of sucrose is below 0.2 g/l, the incubation time stated in the assay scheme, when sucrose is splitted by β -fructosidase, may be reduced from 15 min to 5 min.

2. Technical information

If the ratio D-glucose to sucrose in the sample is higher than e.g. 10:1, the precision of the sucrose determination is impaired. In this case, as much as possible of the D-glucose should be removed by means of glucose oxidase in the presence of oxygen from the air. (For details see pt. 11: Determination of sucrose and D-glucose in honey).

3. Specificity

β -Fructosidase hydrolyzes the β -fructosidic bonds in sucrose and other glycosides. If the sample contains only sucrose, it is measured specifically via D-glucose. Even in the presence of fructosanes, sucrose can be measured specifically if after enzymatic hydrolysis with β -fructosidase D-glucose and D-fructose are determined and the ratio of these monosaccharides is 1:1. If the D-fructose rate dominates, 2- β -fructosanes are contained in the sample.

Measurement of D-glucose (and of D-fructose with the additional use of the enzyme phosphoglucose isomerase, PGI) is specific.

In the analysis of commercial sucrose, results of 100% have to be expected. In the analysis of water-free D-glucose (molecular weight 180.16) resp. D-glucose monohydrate (molecular weight 198.17), results of < 100% have to be expected because the materials absorb moisture.

4. Sensitivity and detection limit

The smallest differentiating absorbance for the procedure in the determination of D-glucose is 0.005 absorbance units. This corresponds to a maximum sample volume $v = 2.000$ ml and measurement at 340 nm of a D-glucose concentration of 0.2 mg/l sample solution (if $v = 0.100$ ml, this corresponds to 4 mg/l sample solution).

The detection limit of 0.4 mg D-glucose/l is derived from the absorbance of 0.010 (as measured at 340 nm) and a maximum sample volume $v = 2.000$ ml.

The smallest differentiating absorbance for the procedure in the determination of sucrose (in the presence of D-glucose in the sample) is 0.010 absorbance units. This corresponds to a maximum sample volume $v = 1.800$ ml and measurement at 340 nm of a sucrose concentration of 1 mg/l sample solution (if $v = 0.100$ ml, this corresponds to 15 mg/l sample solution).

The detection limit of 2 mg sucrose/l is derived from the absorbance difference of 0.020 (as measured at 340 nm) and a maximum sample volume $v = 1.800$ ml.

5. Linearity

Linearity of the determination exists from 4 µg sucrose + D-glucose/assay (2 mg sucrose + D-glucose/l sample solution; sample volume $v = 1.800$ ml) to 150 µg sucrose + D-glucose/assay (1.5 g sucrose + D-glucose/l sample solution; sample volume $v = 0.100$ ml).

6. Precision

In a double determination of D-glucose using one sample solution, a difference of 0.005 to 0.010 absorbance units may occur. With a sample volume of $v = 0.100$ ml and measurement at 340 nm, this corresponds to a D-glucose concentration of approx. 4-8 mg/l. (If the sample is diluted during sample preparation, the result has to be multiplied by the dilution factor F. If the sample is weighed in for sample preparation, e.g. using 1 g sample/100 ml = 10 g/l, a difference of 0.04-0.08 g/100 g can be expected.)

In a double determination of sucrose using one sample solution, a difference of 0.010 to 0.015 absorbance units may occur in the presence of D-glucose in the sample. With a sample volume of $v = 0.100$ ml and measurement at 340 nm, this corresponds to a sucrose concentration of approx. 15-25 mg/l. (If the sample is diluted during sample preparation, the result has to be multiplied by the dilution factor F. If the sample is weighed in for sample preparation, e.g. using 1 g sample/100 ml = 10 g/l, a difference of 0.15-0.25 g/100 g can be expected.)

The following data have been published in the literature:

Fruit juice:

$$\text{Sucrose: } r = 1.9 + 0.033 \times (c_{\text{sucrose}} \text{ in g/l}) \quad \text{g/l} \\ R = 3.3 + 0.061 \times (c_{\text{sucrose}} \text{ in g/l}) \quad \text{g/l} \quad (\text{Ref. A 2.6})$$

$$\text{D-Glucose: } r = 0.42 + 0.027 \times (c_{\text{D-glucose}} \text{ in g/l}) \quad \text{g/l} \\ R = 1.0 + 0.042 \times (c_{\text{D-glucose}} \text{ in g/l}) \quad \text{g/l}$$

$$\text{D-Fructose: } r = 0.15 + 0.033 \times (c_{\text{D-fructose}} \text{ in g/l}) \quad \text{g/l} \\ R = 1.05 + 0.0452 \times (c_{\text{D-fructose}} \text{ in g/l}) \quad \text{g/l} \quad (\text{Ref. D 2.9})$$

Liquid whole egg:

$$\text{D-Glucose: } x = 0.44 \text{ g/100 g} \quad r = 0.073 \text{ g/100 g} \quad s_{(r)} = \pm 0.026 \text{ g/100 g} \\ R = 0.106 \text{ g/100 g} \quad s_{(R)} = \pm 0.037 \text{ g/100 g}$$

$$\text{D-Fructose: } x = 6.72 \text{ g/100 g} \quad r = 0.587 \text{ g/100 g} \quad s_{(r)} = \pm 0.207 \text{ g/100 g} \\ R = 0.748 \text{ g/100 g} \quad s_{(R)} = \pm 0.264 \text{ g/100 g}$$

$$\text{Sucrose: } x = 43.32 \text{ g/100 g} \quad r = 1.722 \text{ g/100 g} \quad s_{(r)} = \pm 1.033 \text{ g/100 g} \\ R = 4.268 \text{ g/100 g} \quad s_{(R)} = \pm 1.501 \text{ g/100 g}$$

For further data see references (Ref. B 2.4)

Wine:

$$r = 0.056 \times x_i \\ R = 0.12 + 0.076 x_i \\ x_i = \text{D-glucose resp. D-fructose content in g/l} \quad (\text{Ref. D 2.17, 2.18})$$

7. Recognizing interference during the assay procedure

7.1 If the conversion of D-glucose has been completed according to the time given under "Procedure", it can be concluded in general that no interference has occurred.

7.2 On completion of the reaction, the determination can be restarted by adding D-glucose (qualitative or quantitative): if the absorbance is altered subsequent to the addition of the standard material, this is also an indication that no interference has occurred.

The reaction cannot be restarted with sucrose as, subsequent to altering the reaction conditions from pH 4.6 to pH 7.6 ("change of the buffer"), sucrose is no longer cleaved.

7.3 Operator error or interference of the determination through the presence of substances contained in the sample can be recognized by carrying out a double determination using two different sample volumes (e.g. 0.100 ml and 0.200 ml): the measured differences in absorbance should be proportional to the sample volumes used.

When analyzing solid samples, it is recommended that different quantities (e.g. 1 g and 2 g) be weighed into 100 ml volumetric flasks. The absorbance differences measured and the weights of sample used should be proportional for identical sample volumes.

The use of "single" and "double" sample volumes in double determinations is the simplest method of carrying out a control assay in the determination of sucrose.

7.4 Possible interference caused by substances contained in the sample can be recognized by using an internal standard as a control: in addition to the sample, blank and standard determinations, a further determination should be carried out with sample and assay control solution in the same assay. The recovery can then be calculated from the absorbance differences measured.

7.5 Possible losses during the determination can be recognized by carrying out recovery tests: the sample should be prepared and analyzed with and without added standard material. The additive should be recovered quantitatively within the error range of the method.

8. Reagent hazard

The reagents used in the determination of sucrose and D-glucose are not hazardous materials in the sense of the Hazardous Substances Regulations, the Chemicals Law or EC Regulation 67/548/EEC and subsequent alteration, supplementation and adaptation guidelines. However, the general safety measures that apply to all chemical substances should be adhered to.

After use, the reagents can be disposed of with laboratory waste, but local regulations must always be observed. Packaging material can be disposed of in waste destined for recycling.

9. General information on sample preparation

In carrying out the assay:

Use **clear, colorless and practically neutral liquid samples** directly, or after dilution according to the dilution table, and of a volume up to 2.000 ml (D-glucose), resp. 1.800 ml (sucrose);

Filter **turbid solutions**;

Degas **samples containing carbon dioxide** (e.g. by filtration);

Adjust **acid samples** to approx. pH 8 by adding sodium or potassium hydroxide solution (determination of D-glucose);

Adjust **acid and weakly colored samples** to approx. pH 8 by adding sodium or potassium hydroxide solution and incubate for approx. 15 min (determination of D-glucose);

Measure **"colored" samples** (if necessary adjusted to pH 8) against a sample blank (= buffer or redist. water + sample), adjust the photometer to 0.000 with the blank in the beam;

Treat **"strongly colored" samples** that are used undiluted or with a higher sample volume with polyvinylpyrrolidone (PVPP) or with polyamide, e.g. 1 g/100 ml;

Crush or homogenize **solid or semi-solid samples**, extract with water or dissolve in water and filter if necessary; resp. remove turbidities or dyestuffs by Carrez clarification;

Deproteinize **samples containing protein** with Carrez reagents;

Extract **samples containing fat** with hot water (extraction temperature should be above the melting point of the fat involved). Cool to allow the fat to separate, make up to the mark, place the volumetric flask in an ice bath for 15 min and filter; alternatively clarify with Carrez-solutions after the extraction with hot water.

Carrez clarification:

Pipette the liquid sample into a 100 ml volumetric flask which contains approx. 60 ml redist. water, or weigh sufficient quantity of the sample into a 100 ml volumetric flask and add approx. 60 ml redist. water. Subsequently, carefully add 5 ml Carrez-I-solution (potassium hexacyanoferrate(II) (ferrocyanide), 85 mM = 3.60 g $K_4[Fe(CN)_6] \times 3 H_2O/100$ ml) and 5 ml Carrez-II-solution (zinc sulfate, 250 mM = 720 g $ZnSO_4 \times 7 H_2O/100$ ml). Adjust to pH 7.5-8.5 with sodium hydroxide (0.1 M; e.g. 10 ml). Mix after each addition. Fill the volumetric flask to the mark, mix and filter.

Samples containing protein should not be deproteinized with perchloric acid or with trichloroacetic acid in the presence of sucrose and maltose as these disaccharides are fully or partially hydrolyzed with the release of D-glucose. The Carrez clarification is recommended for normal use.

10. Application examples

Determination of sucrose and D-glucose in fruit juices and similar beverages.

Filter turbid juices (alternatively clarify with Carrez reagents) and dilute sufficiently to yield a sucrose + D-glucose concentration of approx. 0.1-1.5 g/l. The diluted sample solution can be used for the assay even if it is colored. Only strongly colored juices which are used undiluted for the assay because of their low sucrose + D-glucose content should be decolorized. In that case proceed as follows:

Mix 10 ml of juice and approx. 0.1 g of polyamide powder or polyvinylpyrrolidone, stir for 1 min and filter. Use the clear, slightly colored solution for the assay.

Determination of sucrose and D-glucose in wine

Wine should be pretreated as described for "fruit juices". Even strongly colored sweet wines need not be decolorized. (See also pt. 11.)

Determination of sucrose and D-glucose in beer

To remove the carbonic acid, stir approx. 5-10 ml of beer in a beaker for approx. 30 s with a glass rod or filter through a folded filter. The largely CO₂-free sample can be used undiluted for the assay.

Determination of sucrose in sweetened condensed milk and ice-cream

Accurately weigh approx. 1 g sample into a 100 ml volumetric flask, add approx. 60 ml water and incubate for 15 min at approx. 70°C; shake from time to time. For clarification, add 5 ml Carrez-I-solution (3.60 g potassium hexacyanoferrate(II), $K_4[Fe(CN)_6] \times 3 H_2O/100$ ml), 5 ml Carrez-II-solution (720 g zinc sulfate, $ZnSO_4 \times 7 H_2O/100$ ml) and 10 ml NaOH (0.1 M), mix after each addition, adjust to 20-25°C and fill up to the mark with water, filter. Use the clear, possibly slightly opalescent solution diluted according to the dilution table for the assay.

Determination of sucrose and D-glucose in jam

Homogenize approx. 10 g of jam in an electric mixer. Accurately weigh approx. 0.5 g of the homogenized jam into a 100 ml volumetric flask, mix with water, and fill up to the mark. Filter through a rapidly filtering fluted filter. Discard the first 5 ml of the filtrate. Use the clear filtrate diluted according to the dilution table, if necessary, for the assay.

Determination of sucrose in chocolate

Accurately weigh approx. 1 g of chocolate, finely grated, into a 100 ml

volumetric flask, add approx. 70 ml water, and heat in a water-bath at 60-65°C for 20 min. Shake from time to time. After the chocolate has been completely suspended, allow to cool to 20-25°C and fill the volumetric flask up to the mark with water. To separate the fat, place in a refrigerator for at least 20 min. Filter the cold solution through a filter paper which has been moistened with the solution. Discard the first few ml of the filtrate. Use the clear filtrate diluted according to the dilution table, if necessary, for the assay.

Alternatively clarify with Carrez reagents (see pt. 9).

Determination of sucrose and D-glucose in (roasted) coffee

Accurately weigh approx. 1 g ground coffee into a 100 ml volumetric flask and add 60 ml hot water (90°C). Stir for 5 min on a magnetic stirrer. Allow to cool to 20-25°C and remove the magnetic rod. Clarify with Carrez reagents for separation of dyes as stated for "sweetened condensed milk and ice-cream" (see above). Use the clear, possibly slightly colored filtrate for the assay: $v = 0.100$ ml when analyzing raw coffee, and $v = 0.500$ ml when analyzing roast coffee (the altered sample volume has to be taken into account in the calculation).

11. Special sample preparation for the determination of sucrose in the presence of excess D-glucose

Determination of sucrose and D-glucose in honey

Thoroughly stir the honey with a spatula. Take approx. 10 g of the viscous (or crystalline) honey, heat in a beaker for 15 min at approx. 60°C, and stir occasionally with a spatula (there is no need to heat liquid honey). Allow to cool. Accurately weigh approx. 1 g of the liquid sample into a 100 ml volumetric flask. Dissolve at first with only a small portion of water, and then fill up to the mark.

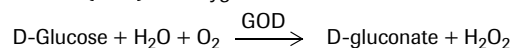
a) Determination of D-glucose

Dilute the 1% honey solution in a ratio of 1:10 (1 + 9) and use for the assay.

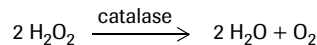
b) Determination of sucrose

If the estimated sucrose content in the honey is between 5 and 10%, dilute the 1% solution in a ratio of 1:3 (1 + 2) and use for the assay.

If the estimated sucrose content in the honey is between 0.5 and 5%, the excess of D-glucose should be removed as much as possible before sucrose is determined otherwise the precision of the sucrose determination will be impaired. D-Glucose is oxidized to D-gluconate in the presence of glucose oxidase (GOD) and oxygen from the air:



Hydrogen peroxide is destroyed by catalase:



Reagents

Glucose oxidase (GOD) from *Aspergillus niger*, 200 U/mg (25°C; D-glucose as substrate); amylase and β -fructosidase < 0.01% each, e.g. Cat. No. 2208 113⁴

Catalase, Cat. No. 106 810⁴

Triethanolamine hydrochloride

MgSO₄ × 7 H₂O

NaOH, 4 M

Preparation of solutions for 10 determinations

Enzyme solution:

Dissolve 5 mg (Δ approx. 1000 U) GOD with 0.750 ml redist. water, add 0.250 ml suspension catalase, and mix.

Buffer solution:

Dissolve 5.6 g triethanolamine hydrochloride and 0.1 g MgSO₄ × 7 H₂O in 80 ml redist. water, adjust to pH 7.6 with sodium hydroxide (4 M), and fill up to 100 ml with redist. water.

Stability of solutions

The enzyme solution must be prepared freshly daily.

The buffer solution is stable for 4 weeks at 2-8°C.

Procedure for D-glucose oxidation

Pipette into a 10 ml volumetric flask	
buffer solution	2.000 ml
sample solution (up to approx. 0.5% D-glucose)	5.000 ml
enzyme solution	0.100 ml

Pass a current of air (O₂) through the mixture for 1 h; during the oxidation process **check the pH with indicator paper and, if necessary, neutralize the formed acid with NaOH.**

To inactivate the enzymes GOD and catalase, place the volumetric flask in a boiling water-bath for 15 min, allow to cool, and dilute to the mark with water. Mix and filter, if necessary. Use 0.500 ml of the clear solution for the determination of sucrose. Determine the residual D-glucose in a parallel assay and subtract as usual.

12. Further applications

The method may also be used in the examination of pharmaceuticals, tobacco (Ref. B 3.7), paper (Ref. A 2.2) and in research when analyzing biological samples.

Determination of sucrose and D-glucose in fermentation samples and cell culture media

Place the sample (after centrifugation, if necessary) in a water-bath at 80°C for 15 min to stop enzymatic reactions. Centrifuge and use the supernatant (diluted according to the dilution table, if necessary) for the assay. Alternatively, deproteinization can be carried out with Carrez-solutions. See the above-mentioned examples.

Homogenize gelatinous agar media with water and treat further as described.

A. References for the determination of sucrose and D-glucose

- A 1.1 Bergmeyer, H. U. & Bernt, E. (1974) in Methoden der enzymatischen Analyse (Bergmeyer, H.U., Hrsg.) 3. Aufl., Bd. 2, S. 1221-1224; Verlag Chemie, Weinheim, and (1974) in Methods of Enzymatic Analysis (Bergmeyer, H. U., ed.) 2nd ed., vol. 3, p. 1176-1179, Verlag Chemie Weinheim/Academic Press, Inc., New York and London
- A 2.1 Handbuch für diätetische Lebensmittel. Analytik - Reinheitsanforderungen - (1973) des Bundesverbandes der diätetischen Lebensmittelindustrie e.V., Bad Homburg, herausgegeben von der Fördergesellschaft Diätetische Lebensmittel mbH, S. 57-60
- A 2.2 Untersuchung von Papieren, Kartons und Pappen für Lebensmittelverpackungen (gem. Empfehlungen XXXVI der Kunststoffkommission des Bundesgesundheitsamtes) Kapitel 8 (Methoden), Pkt. 3.5.2 (März 1979)
- A 2.3 Schweiz. Lebensmittelbuch, Kapitel 61B (Enzymatische Bestimmungen)/1.3 (1981), Kap. 2A (Milchmischgetränke)/10 (1980), Kap. 2B (Sauermilchprodukte)/10 (1980), Kapitel 4 (Milchdauerwaren)/5.2 (1993), Kap. 9 (Speiseeis)/4.3 (1983), Kap. 22 (Diätetische Lebensmittel und Speziallebensmittel)/6.3 (1991), Kap. 28A (Frucht- und Gemüsesäfte u.a.)/5.4 (1988), Kapitel 30A (Wein aus Trauben)/4.4 (1993), Kapitel 36A (Kakao, Kakaomasse, Kakaopulver und Schokoladenpulver)/7.2 (1992)
- A 2.4 Gombocz, E., Hellwig, E., Vojir, F. & Petuely, F. (1981) Deutsche Lebensmittel-Rundschau 77, 3 (Glucose), 11 (Saccharose)
- A 2.5 Brautechnische Analysemethoden, Band III, S. 586-589 (1982), Methodensammlung der Mitteleuropäischen Brautechnischen Analysenkommission (MEBAK), herausgegeben von F. Drawert im Selbstverlag der MEBAK, Freising

- A 2.6 Amtliche Sammlung von Untersuchungsverfahren nach §35 LMBG; Untersuchung von Lebensmitteln: Bestimmung von Saccharose in Fleischerzeugnissen, 0700-24 (Mai 1983); Bestimmung von Saccharose in Wurstwaren, 08.00-25 (Mai 1983); Bestimmung von Saccharose in Fruchtsäften, 31.00-13 (November 1984); Bestimmung des Gehaltes an Saccharose und Glucose in Milchprodukten und Speiseeis; Enzymatisches Verfahren, 02.00-12 (Mai 1986); Bestimmung des Gehaltes an Saccharose und Glucose in Käse; Enzymatisches Verfahren, 03.00-12 (Mai 1986); Bestimmung des Gehaltes an Saccharose und Glucose in Speiseeis; Enzymatisches Verfahren, 42.00-5 (Mai 1986); Enzymatische Bestimmung des Saccharosegehaltes in Frucht- und Gemüsesäften, 31.00-13 (September 1997); Enzymatische Bestimmung des Saccharosegehaltes in Gemüsesäften, 26.26-17 (September 1997)
- A 2.7 Deutsche Norm DIN 10326 (Februar 1986) Bestimmung des Gehaltes an Saccharose und Glucose in Milchprodukten und Speiseeis; Enzymatisches Verfahren,
- A 2.8 International Federation of Fruit Juice Producers (IFU, Methods of Analysis, no. 56-1985); contained in "Code of Practice for Evaluation of Fruit and Vegetable Juices" (1996) edited by Association of the Industry of Juices and Nectars from Fruits and Vegetables of the European Economic Community (A.I.J.N.)
- A 2.9 Niederlande: Warenwet, Uitvoeringsvoorschriften (CII-6). Regeling Onderzoekingsmethoden voor brood; Methode 14: De Bepaling van het Suikergehalte als de Som van Saccharose en Invertsuiker, de laatste herleid tot Saccharose (Oktober 1986); Dit voorschrift betreft een methode voor de enzymatische bepaling van de som van saccharose en invertsuiker, de laatste berekend als saccharose, in brood
- A 2.10 Österreichisches Lebensmittelbuch (Codex Alimentarius Austriacus), Kapitel B8 (Essig), Erlaß vom 16. Juni 1986 (s. ERNÄHRUNG/NUTRITION 11, 49-53 (1987); Kapitel B15 (Kakao, Kakaoverzeugnisse, Lebensmittel mit Kakao oder Schokolade, Nougat, Nougatmassen) (1983)
- A 2.11 RSK-Values, The Complete Manual, Guide Values and Ranges of Specific Numbers for Fruit Juices and Nectars, Including the Revised Methods of Analysis (1987), 1st ed., Verlag Flüssiges Obst/Liquid Fruit, D-56370 Eschborn, pp. 145-148
- A 2.12 Verband Deutscher Landwirtschaftlicher Untersuchungs- und Forschungsanstalten, VDLUFA (1988) Methodenbuch Band VI: Enzymatische Bestimmung des Glucose- und Saccharosegehaltes von Milchprodukten; C20.3
- A 2.13 Nederlandse Norm NEN 2858 (1e druk, oktober 1989): Vruchtessappen: Bepaling van het saccharosegehalte; Enzymatische methode (Fruit juices - Determination of the sucrose content - Enzymatic method)
- A 2.14 Europäische Norm/European Standard EN 12146 (Okt. 1996) Frucht- und Gemüsesäfte - Enzymatische Bestimmung des Saccharosegehaltes - Spektralphotometrisches Verfahren mit NADP (Fruit and vegetable juices - Enzymatic determination of sucrose content - NADP spectrophotometric method)
- A 2.15 Deutsche Norm DIN EN 12146 (Okt. 1996) Frucht- und Gemüsesäfte, Teil 4: Enzymatische Bestimmung des Saccharosegehaltes; Spektralphotometrisches Verfahren mit NADP
- A 2.16 Nederlandse Norm NEN-EN 12146 (Oktober 1996) Vruchten- en groentesappen. Enzymatische Bepaling van het gehalte aan saccharose. NADP-spectrometrische methode
- A 2.17 Standard der Russischen Föderation / Standard of the Russian Federation / GOSSTANDART ROSSII GOST R 51258-99 (1999) Milk and milk products. Method for determination of sucrose and glucose content

D-Glucose assay control solution (Bottle 5)

Concentration*: see bottle label

D-Glucose assay control solution is a stabilized aqueous solution of D-glucose. It serves as assay control solution for the enzymatic determination of D-glucose in foodstuffs and other materials.

Application:

- Addition of D-glucose assay control solution to the assay mixture D-glucose sample:**
Instead of sample solution the assay control solution is used for the assay.
- Restart of the reaction, quantitatively:**
After completion of the reaction with sample solution and measuring of A_2 , add 0.050 ml assay control solution to the assay mixture. Read absorbance A_3 after the end of the reaction (approx. 15 min). Calculate the concentration from the difference of $(A_3 - A_2)$ according to the general equation for calculating the concentration. The altered total volume must be taken into account. Because of the dilution of the assay mixture by addition of the assay control solution, the result differs insignificantly from the data stated on the bottle label.

3. Internal standard:

The assay control solution can be used as an internal standard in order to check the determination of D-glucose for correct performance (gross errors) and to see whether the sample solution is free from interfering substances:

Pipette into cuvettes	Blank	Sample	Standard	Sample + Standard
solution 1	1.000 ml	1.000 ml	1.000 ml	1.000 ml
sample solution	-	0.100 ml	-	0.050 ml
assay control sln.	-	-	0.100 ml	0.050 ml
redist. water	2.000 ml	1.900 ml	1.900 ml	1.900 ml

Mix, and read absorbances of the solutions (A_1) after approx. 3 min. Continue as described in the pipetting scheme under "Procedure". Follow the instructions given under "Instructions for performance of assay" and the footnotes.

The recovery of the standard is calculated according to the following formula:

$$\text{recovery} = \frac{2 \times \Delta A_{\text{sample} + \text{standard}} - \Delta A_{\text{sample}}}{\Delta A_{\text{standard}}} \times 100 [\%]$$

Note:

An assay control solution of sucrose is not contained in the Test-Combination because an aqueous solution of sucrose is not stable enough.

* Stated as anhydrous D-glucose

B. References for the determination of sucrose, D-glucose and D-fructose

- B 2.1 Fuchs, G. & Wretling S. (1979) Bestämning av fruktos, glukos och sackaros i livsmedel, Vår Föda **31**, 435-439
- B 2.2 Bundesverband der Deutschen Feinkostindustrie e.V. Bonn; Analysenmethoden: Bestimmung des Zuckergehaltes in Tomatenmark (enzymatisch), IV/61 (Dezember 1979)
- B 2.3 Norme Française Homologuée NF V 76-106 (Octobre 1980) Jus Fruits et Jus de Légumes: Détermination de la Teneur en Saccharose, D-Glucose, D-Fructose (Méthode enzymatique)
- B 2.4 Amtliche Sammlung von Untersuchungsverfahren nach §35 LMBG; Untersuchung von Lebensmitteln: Bestimmung des Zuckergehalts in Tomatenmark (enzymatische Methode), 26.11.03-8 (Mai 1983); Bestimmung des Zuckergehalts in Tomatenketchup und vergleichbaren Erzeugnissen (enzymatische Methode), 52.01.01-8 (November 1983); Bestimmung von Saccharose, Glucose und Fructose in teildaptierter Säuglingsnahrung auf Milchbasis, 48.01-3 (Mai 1985); Bestimmung des Gesamtzuckergehaltes in Speisesenf, 52. 06-5 (Dezember 1991); Bestimmung von Glucose, Fructose und Saccharose in Eiern und Eiprodukten, 05.00-10 (Juni 1992)
- B 2.5 Office International du Cacao, du Chocolat et de la Confiserie, IOCCC Method number 113-1989: Determination of Glucose, Fructose and Sucrose in Chocolate and Sugar Confectionery Products by Means of Enzymes, Draft Standard Method, 1st Edition
- B 2.6 Österreichisches Lebensmittelbuch (Codex Alimentarius Austriacus), Kapitel B29: Senf; Erlaß vom 27. Oktober 1989 (s. ERNÄHRUNG/NUTRITION **14**, 168-170 (1990))
- B 3.1 Drawert, F. (1964) Enzymatische Analyse von Glucose, Fructose, Saccharose und Sorbit in Weinen und Traubenmosten, VITIS **4**, 185-187
- B 3.2 Trautner, K. (1969) Enzymatische Zuckerbestimmungen, Zeitschrift für Ernährungswissenschaft, Suppl. 8, Seiten 40-45
- B 3.3 Somogyi, J.C. & Trautner, K. (1974) Der Glucose-, Fructose- und Saccharosegehalt verschiedener Gemüsearten, Schweiz. Med. Wochenschrift **104**, 177-182
- B 3.4 Trautner, K. & Somogyi, J.C. (1979) Zuckergehalte von Obst und Gemüse - Einflüsse von Reifegrad, Sorte und Lagerung, Mitt. Gebiete Lebensm. Hyg. **70**, 497-508
- B 3.5 Zürcher, K. & Hadorn, H. (1976) Veränderungen des Zuckerspektrums eines Sirups während der Lagerung, Mitt. Gebiete Lebensm. Hyg. **67**, 136-139
- B 3.6 Zürcher, K. & Hadorn, H. (1976) Vergleichende Zuckerbestimmungen mit gaschromatographischen, enzymatischen und reduktometrischen Methoden, Deutsche Lebensmittel-Rundschau **72**, 197-202
- B 3.7 Sekin, S. (1978) Enzymatic Determination of Glucose, Fructose and Sucrose in Tobacco, Tobacco Sci. **23**, 75-77; Tobacco International **181**, 27-29
- B 3.8 Polascsek-Rác, M., Pauli, M. P., Horváth, G. & Vámos-Vigyázó (1981) Enzymatic determination of the sugars in red pepper, Z. Lebensm. Unters. Forsch. **172**, 115-117

C. References for the determination of D-Glucose

- C 1.1 Bergmeyer, H.U., Bernt, E., Schmidt, F. & Stork, H. (1974) in Methoden der enzymatischen Analyse (Bergmeyer, H. U., Hrsg.) 3. Aufl., Bd. 2, 1241-1246; Verlag Chemie, Weinheim, and (1974) in Methods of Enzymatic Analysis (Bergmeyer, H.U., ed.) 2nd ed., vol. III, pp. 1196-1201; Verlag Chemie, Weinheim/Academic Press, Inc., New York and London
- C 1.2 Kunst, A., Draeger, B. & Ziegenhorn, J. (1984) in Methods of Enzymatic Analysis (Bergmeyer, H.U., Hrsg.) 3rd ed., vol. VI, pp. 163-172, Verlag Chemie, Weinheim, Deerfield Beach/Florida, Basel
- C 2.1 Brautechnische Analysenmethoden, Band II, S. 400-402 (1979), Methodensammlung der Mitteleuropäischen Analysenkommission (MEBAK), herausgegeben von F. Drawert im Selbstverlag der MEBAK, Freising
- C 2.2 Schweizerisches Lebensmittelbuch, Kapitel 61B (Enzymatische Bestimmungen)/1.1 (1981)
- C 2.3 Gombocz, E., Hellwig, E., Vojir, F. & Petuely, F. (1981) Deutsche Lebensmittel-Rundschau **77**, 3 (Glucose)
- C 2.4 Amtliche Sammlung von Untersuchungsverfahren nach § 35 LMBG; Untersuchung von Lebensmitteln: Bestimmung von Glucose in Fleischerzeugnissen, 07.00-22 (Mai 1983); Bestimmung von Glucose in Wurstwaren, 08.00-23 (Mai 1983); Bestimmung der belastenden Kohlenhydrate in Diätbier für Diabetiker (als Gesamtglucose), 49.01.05-1 (Mai 1984)
- C 2.5 Ministero dell'Agricoltura e delle Foreste (1986) Approvazione dei "Metodi ufficiali di analisi per i mosti, i vini, gli agri di vino (aceti) e i sottoprodotti della vinificazione". Gazzetta Ufficiale della Repubblica Italiana, n. 161 del 14 Luglio 1986
- C 3.1 Henniger, G. & Schütz, A. (1987) Methods for the Enzymatic Determination of D-Glucose, Poster-Präsentation bei Association of Official Analytical Chemists Annual International Meeting, San Francisco, CA, USA

D. References for the determination of D-glucose and D-fructose

- D 1.1 Schmidt, F.H. (1961) Die enzymatische Bestimmung von Glucose und Fructose nebeneinander, Klinische Wochenschrift **39**, 1244-1247
- D 1.2 Bernt, E. & Bergmeyer, H.U. (1974) in Methoden der enzymatischen Analyse (Bergmeyer, H. U., Hrsg.) 3. Aufl., Bd. 2, S. 1349-1352; Verlag Chemie, Weinheim and (1974) in Methods of Enzymatic Analysis (Bergmeyer, H. U., ed.) 2nd ed., vol. 3, pp. 1304-1307; Verlag Chemie, Weinheim/Academic Press, Inc., New York and London
- D 1.3 Beutler, H.O. (1984) in Methods of Enzymatic Analysis (Bergmeyer, H.U., ed.) 3rd ed., vol. VI, pp. 321-327, Verlag Chemie, Weinheim, Deerfield Beach/Florida, Basel
- D 2.1 Handbuch für diätetische Lebensmittel. Analytik - Reinheitsanforderungen - 1973 des Bundesverbandes der diätetischen Lebensmittelindustrie e.V., Bad Homburg, herausgegeben von der Fördergesellschaft Diätetische Lebensmittel mbH, S. 27-30
- D 2.2 Lafon-Lafourcade, S., Lafitte, M. & Joyeux, A. (1977) Dosage du Glucose et du Fructose Residuels dans les Vins par Methode Enzymatique, Office International de la Vigne et du Vin, n° 600/F.V. 634
- D 2.3 Deutsche Norm DIN 10381 (April 1979) Untersuchung von Stärke und Stärkeerzeugnissen; Bestimmung von D-Glucose und D-Fructose in derselben Untersuchungsprobe (Enzymatisches Verfahren)
- D 2.4 Methodenbuch für Weinanalysen in Österreich (1980), herausgegeben von Arbeitsgemeinschaft der Landw. Versuchsanstalten in Österreich (ALVA)
- D 2.5 Schweizerisches Lebensmittelbuch, Kapitel 61B (Enzymatische Bestimmungen)/1.1, 1.2 und 1.6 (1981), Kapitel 2A (Milchmischgetränke)/11 (1980), Kapitel 9 (Speiseeis)/4.3

- (1983), Kapitel 22 (Diätetische Lebensmittel und Speziallebensmittel)/6.3 (1991), Kapitel 23A (Honig)/8.2 (1995), Kapitel 28A (Frucht- und Gemüsesäfte u.a.)/5.4 (1988), Kapitel 30A (Wein aus Trauben)/4.4 (1993), Kapitel 34 (Gärungssüssig)/8.1 (1994)
- D 2.6 Gombocz, E., Hellwig, E., Vojir, F. & Petuely, F. (1981) Deutsche Lebensmittel-Rundschau **77**, 3 (Glucose) und 9-10 (Fructose)
- D 2.7 Brautechnische Analysenmethoden, Band III, S. 580-586 (1982), Methodensammlung der Mitteleuropäischen Brautechnischen Analysenkommission (MEBAK), herausgegeben von F. Drawert im Selbstverlag der MEBAK, Freising
- D 2.8 Österreichisches Lebensmittelbuch (Codex Alimentarius Austriacus), Kapitel B15 (Kakao, Kakaerzeugnisse, Lebensmittel mit Kakao oder Schokolade, Nougat, Nougatmassen), 1983; Kapitel B22 (Zucker und Zuckerarten) (1983)
- D 2.9 Amtliche Sammlung von Untersuchungsverfahren nach §35 LMBG; Untersuchung von Lebensmitteln: Bestimmung von Glucose und Fructose in Fruchtsäften, 31.00-12 (November 1984); Bestimmung von Glucose und Fructose in Kinder-Zwieback und Zwiebackmehl, 48.02.07-1 (Mai 1985); Enzymatische Bestimmung der Gehalte an D-Glucose und D-Fructose in Frucht- und Gemüsesäften, 31.00-12 (Januar 1997); Enzymatische Bestimmung der Gehalte an D-Glucose und D-Fructose in Gemüsesäften, 26.26-11 (Januar 1997)
- D 2.10 Henniger, G. & Mascaro, L. (1985) Enzymatic-Ultraviolet Determination of Glucose and Fructose in Wine: Collaborative Study, J. Assoc. Off. Anal. Chem. **68**, 1021-1024
- D 2.11 Official Methods of Analysis of the Association of Official Analytical Chemists (1990), 15th ed., vol. 2, pp. 741-742 (985.09)
- D 2.12 The method is approved for official wine inspection in Rhenish-Palatinate (1985; Chamber of Agriculture, Bad Kreuznach) and in Hesse (1986, Ministry for Agriculture and Forestry).
- D 2.13 Ministero dell'Agricoltura e delle Foreste (1986) Approvazione dei "Metodi ufficiali di analisi per i mosti, i vini, gli agri di vino (aceti) e i sottoprodotti della vinificazione". Gazzetta Ufficiale della Repubblica Italiana, n. 161 del 14 Luglio 1986
- D 2.14 International Federation of Fruit Juice Producers (IFU, Methods of Analysis, no. 55-1985); contained in "Code of Practice for Evaluation of Fruit and Vegetable Juices" (1996) edited by Association of the Industry of Juices and Nectars from Fruits and Vegetables of the European Economic Community (A.I.J.N.)
- D 2.15 RSK-Values, The Complete Manual, Guide Values and Ranges of Specific Numbers for Fruit Juices and Nectars, Including the Revised Methods of Analysis (1987), 1st ed., Verlag Flüssiges Obst/Liquid Fruit, D-56370 Eschborn, pp. 97-100
- D 2.16 Nederlandse Norm NEN 2857 (1e druk, oktober 1989) Vruchtessappen: Bepaling van het glucose- en fructosegehalte; Enzymatische methode (Fruit juices - Determination of the glucose and fructose content - Enzymatic method)
- D 2.17 Recueil des méthodes internationales d'analyse des vins et des moûts, Complément n° 1 à l'édition officielle de juin 1990, OFFICE INTERNATIONAL DE LA VIGNE ET DU VIN, S. 97-100
- D 2.18 Official Journal of the European Communities L 272 (3 October 1990), Legislation: Commission Regulation (EEC) No 2676/90 of 17 September 1990 determining Community methods for the analysis of wines (pp. 61-63)
- D 2.19 Deutsche Norm DIN EN 1140 (1994) Frucht- und Gemüsesäfte; Enzymatische Bestimmung der Gehalte an D-Glucose und D-Fructose; Spektralphotometrische Bestimmung von NADPH Fruit and vegetable juices; Enzymatic determination of D-glucose and D-fructose content; NADPH spectrophotometric method
- D 2.20 European Standard EN 1140 (Dec. 1994) Fruit and vegetable juices; Enzymatic determination of D-glucose and D-fructose content by the NADPH spectrometric method
- D 2.21 Standard der Russischen Föderation / Standard of the Russian Federation / GOSSTANDART ROSSII GOST R 51240-98 (1998) Fruit and vegetable juices. Determination of D-glucose and D-fructose content
- D 3.1 Weichel, H.H. (1965) Die quantitative Bestimmung von Fructose neben anderen Kohlenhydraten in Lebensmitteln durch enzymatische Analyse, Deutsche Lebensmittel-Rundschau **61**, 53-55
- D 3.2 Tschersich, J. & Mauch, W. (1968) Enzymatisch-photometrische Bestimmung von D-Glucose und D-Fructose in Verbraucherzucker, Zeitschrift für die Zuckerindustrie **18**, 107-110
- D 3.3 Baumann, G. & Gierschner, K. (1971) Die Bestimmung von Zuckern in Fruchtsäften - ein Vergleich der enzymatischen mit der Luff-Schoorl-Methode, Ind. Obst- und Gemüseverwertung **56**, 165-170
- D 3.4 Kubadinow, N. (1974) Die enzymatische Bestimmung von D-Glucose und D-Fructose in Zuckerrüben und Betriebsäften der Zuckerproduktion und Vergleich ihrer Ergebnisse mit den Werten der Berliner Institutsmethode, Zucker **27**, 72-78
- D 3.5 Schiweck, H. & Büsching, L. (1974) Das Verhalten von Glucose und Fructose während der Zuckerfabrikation, Zucker **27**, 122-128
- D 3.6 Schultze, K.W. & Rummel, M. (1975) Beispiel für die Anwendung von Enzymen bei der pharmazeutischen Analyse, Acta Pharmaceutica Technologica **21**, 167-170
- D 3.7 Promayon, J., Barel, M., Fourny, G. & Vincent, J.-C. (1976) Essais de Détermination de la Teneur en Chicorée dans les Mélanges Solubles de Café et de Chicorée, Café Cacao Thé **20**, 209-217
- D 3.8 Motz, R.J. (1976) Enzymatische Zuckerbestimmung, Zucker und Süßwarenwirtschaft **29**, 75-77
- D 3.9 Wagner, K. & Kreutzer, P. (1977) Zusammensetzung und Beurteilung von Auslesen, Beeren- und Trockenbeerenauslesen, Die Weinwirtschaft **10**, 272-275
- D 3.10 Henniger, G. & Boos, H. (1978) Anwendung der enzymatischen Analyse bei der Untersuchung kosmetischer Präparate - dargestellt an einigen Beispielen, Seifen - Öle - Fette - Wachse **104**, 159-164
- D 3.11 Klingebiel, L., Großklaus, R. & Pahlke, G. (1979) Erfahrungen mit der enzymatischen Bestimmung von Zucker und Zuckeraustauschstoffen in Diabetikerwaren, Z. Lebensm. Unters. Forsch. **169**, 359-360
- D 3.12 Wucherpfennig, K., Otto, K. & Yueh-Chyng Huang (1986) Aussagekraft des Glucose-Fructose-Verhältnisses, Die Weinwirtschaft-Technik **122**, 254-260
- D 3.13 Millies, K. D., Sponholz, W.R. & Eberle, C. (1988) Methoden zur Zuckerbestimmung, Weinwirtschaft - Technik, Heft 6, S. 6-11
- D 3.14 Plessi, M., Monzani, A., & Coppini, D. (1988) Determination of the Monosaccharide and Alcohol Content of Balsamic and Other Vinegars by Enzymatic Methods, Agric. Biol. Chem. **52**, 25-30

Note

for Test-Combination Sucrose/D-Glucose

Sucrose is supplied in this pack as assay control material (see bottle 4). It may be used for the preparation of an assay control solution (concentration e.g. 1 g/l) which is pipetted ($v = 0.100$ ml) instead of the sample according to the pipetting scheme.

Furthermore, the sucrose may also be used for performing the Swiss Sucrose Test in order to check performance of the assay.

The Swiss Sucrose Test

An assay control solution is prepared and the concentration is measured enzymatically. The results are used for the evaluation of accuracy and precision.

Reagents

Prepare solutions according to the instructions in the Test-Combination.

Sample solution (assay control solution)

Weigh 1.6 g of sucrose (accuracy 0.1 mg) and dissolve with redist. water in a 1 liter volumetric flask, fill up to the mark and mix thoroughly.

Procedure

For details of performing the assay and calculating the results see instructions in the Test-Combination.

Run 2 blank and 6 sample assays.

Pipetting scheme

Pipette into cuvettes	Blanks		Samples					
	blank 1	blank 2	sample 1	sample 2	sample 3	sample 4	sample 5	sample 6
solution 3*	0.200 ml	0.200 ml	0.200 ml	0.200 ml	0.200 ml	0.200 ml	0.200 ml	0.200 ml
sample solution*	-	-	0.100 ml	0.100 ml	0.100 ml	0.100 ml	0.100 ml	0.100 ml
Mix**, incubate for 15 min at 20-25°C. Mix in:								
solution 1	1.000 ml	1.000 ml	1.000 ml	1.000 ml	1.000 ml	1.000 ml	1.000 ml	1.000 ml
redist. water	1.800 ml	1.800 ml	1.700 ml	1.700 ml	1.700 ml	1.700 ml	1.700 ml	1.700 ml
Mix, read absorbances of the solutions after approx. 3 min (A_1). Start reaction by addition of:								
suspension 2	0.020 ml	0.020 ml	0.020 ml	0.020 ml	0.020 ml	0.020 ml	0.020 ml	0.020 ml
Mix, incubate for 15 min at 20-25°C. Read the absorbances of the solutions (A_2).								
* Pipette the solution onto the bottom of the cuvettes. ** Mix by gentle shaking the cuvettes. If a mixing spatula is used, remove the spatula from the cuvette before reading A_1 , not earlier.								
Readings								
A_1 :								
A_2 :								
$A_2 - A_1$:								
Mean of the blanks' absorbance differences								
$(A_2 - A_1)_{\text{sample}}$ $(A_2 - A_1)_{\text{mean of the blanks}} = \Delta A$:								
Calculation Calculate the absorbance differences ($A_2 - A_1$) for each blank and sample assay. Subtract the mean absorbance difference of the blanks from the absorbance differences of the samples. It follows: $\Delta A_{\text{sample 1, 2, \dots, 6}}$ Calculate the concentration of sucrose in g/l: $c = \frac{V \times MW}{\epsilon \times d \times v \times 1000} \times \Delta A_{\text{sample 1, 2, \dots, 6}}$ $c = \frac{3.020 \times 342.3}{\epsilon \times 1.00 \times 0.100 \times 1000} \times \Delta A_{\text{sample 1, 2, \dots, 6}}$ $c = \frac{10.34}{\epsilon} \times \Delta A_{\text{sample 1, 2, \dots, 6}}$								
c_{sucrose} (g/l):								

From the 6 results c_1, c_2, \dots, c_6 calculate the mean \bar{c} and the standard deviation s_c .

mean $c_{\text{sucrose}} (\bar{c})$ g/l

standard deviation s_c : g/l

Calculation of the mean yield \bar{Y} and its standard deviation s_Y :

$$\bar{Y} = \frac{\bar{c} \text{ [g/l]} \times 100}{\text{weighed sucrose [g/l]}} = \frac{\text{ } \times 100}{\text{ }} = \text{ } \text{ g/100 g}$$

$$s_Y = \frac{s_c \text{ [g/l]} \times 100}{\text{weighed sucrose [g/l]}} = \frac{\text{ } \times 100}{\text{ }} = \text{ } \text{ g/100 g}$$

Evaluation of the standard deviation

Standard deviation $s_Y \leq 0.79$ g/100 g:

The precision of the determination is ideal.

Standard deviation $s_Y > 0.79$ g/100 g:

The standard deviation is too high. This may result either from the use of unsuitable equipment (photometer, cuvettes, pipettes) or from their wrong handling. Something should be done to overcome these difficulties (e.g. control of photometer, cuvettes and pipettes).

Evaluation of yield

Deviation of the mean yield (\bar{Y}) from the theoretical yield ($\Delta \approx 100$ g/100 g) = ΔY

$\Delta Y = |100 - \bar{Y}| \leq 0.42$ g/100 g:

The accuracy of the determination is ideal.

$\Delta Y = |100 - \bar{Y}| = 0.43$ to 1.42 g/100 g:

Systematic errors are evident. This has to be accepted because they lie within the specifications of most photometers.

$\Delta Y = |100 - \bar{Y}| > 1.42$ g/100 g:

The deviation of the mean yield from the theoretical yield is too high. The reason is also either the use of unsuitable equipment (balance, photometer, cuvettes, pipettes) or due to their wrong handling. Something should be done to overcome these difficulties (e.g. control of balance, photometer, cuvettes and pipettes).

References

- Walter, E. (1980) Zur Prüfung der Laborausüstung für enzymatische Bestimmungen, *alimmenta* **19**, 159-164
- Schweizerisches Lebensmittelbuch/Swiss Food Manual (1981), 5. Auflage, Kapitel 61: Enzymatische Bestimmungen, Enzymatic determinations, Allgemeiner Teil, General part, pp. 17-18 (Elaborated from the members of the 26th Sub-Commission, edited by the "Eidgenössische Drucksachen- und Materialzentrale", CH-Bern)

Also available:

Test-Combination D-Glucose, Cat. No. 10 716 251 035

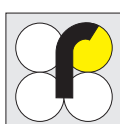
Test-Combination D-Glucose/ D-Fructose, Cat. No. 10 139 106 035

Test-Combination Maltose/Sucrose/D-Glucose, Cat. No. 11 113 950 035

Test-Combination Sucrose/D-Glucose/D-Fructose, Cat. No. 10 716 260 035

Test-Combination Sorbitol/ Xylitol, Cat. No. 10 670 057 035

Test-Combination Starch, Cat. No. 10 207 748 035



R-BIOPHARM AG
Landwehrstr. 54
D-64293 Darmstadt
Telefon + 49 61 51 / 81 02-0
Fax + 49 61 51 / 81 02-20
www-r-biopharm.com

